



BEST IN GAMES, SAUNAS,
POOL AND PATIO

ROCKFORD

7' POOL TABLE BENCH
RB4050B1



FREETIME FUN
1830 E. FABYAN PKWY.
BATAVIA, IL 60510
WWW.FREETIMEFUN.COM

Check all packaging before discarding.

Be sure all parts identified in the assembly manual are included.

Don't assemble if parts are missing.

If you are missing parts or have questions please contact our toll free line at 1-888-620-6088.

Thank you for purchasing this product. If you experience any issues during assembly or use of this product, please don't hesitate to contact Customer Service at **1-888-620-6088** for immediate assistance.

ASSEMBLY TIPS


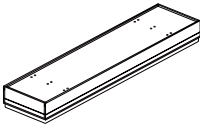
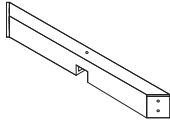
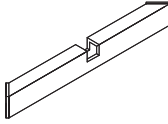
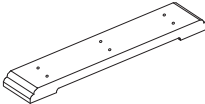
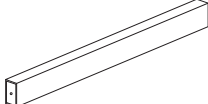


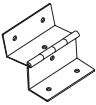


IMPORTANT! PLEASE READ THESE ASSEMBLY INSTRUCTIONS IN ENTIRETY BEFORE ASSEMBLING YOUR PRODUCT.

One Bench Estimated Assembly Time: 30 minutes


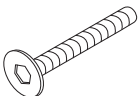
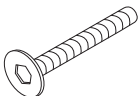


1. Find a clean, level surface to begin the assembly of your bench. Assembly will require two adults. You may want to carefully cut the four corners of the box so that the bottom of the box can be used as your work surface.
2. Remove all of the contents from the box and verify that you have all of the parts shown on the Parts List before you begin assembly. **Note: Some parts are pre-installed or pre-assembled.**
3. **When installing parts that have more than one screw or bolt, hand tighten all screws or bolts in place before final tightening with screwdriver or wrench.**
4. Electric screwdrivers may be helpful during assembly; however, please set a low torque and use extreme caution because screws may be stripped if overtightened, resulting in damaged parts.

► **THIS PRODUCT IS INTENDED FOR INDOOR USE ONLY.**
DO NOT DRAG THE BENCH WHEN MOVING IT AS THIS MAY CAUSE DAMAGE TO THE LEGS.

BENCH PARTS

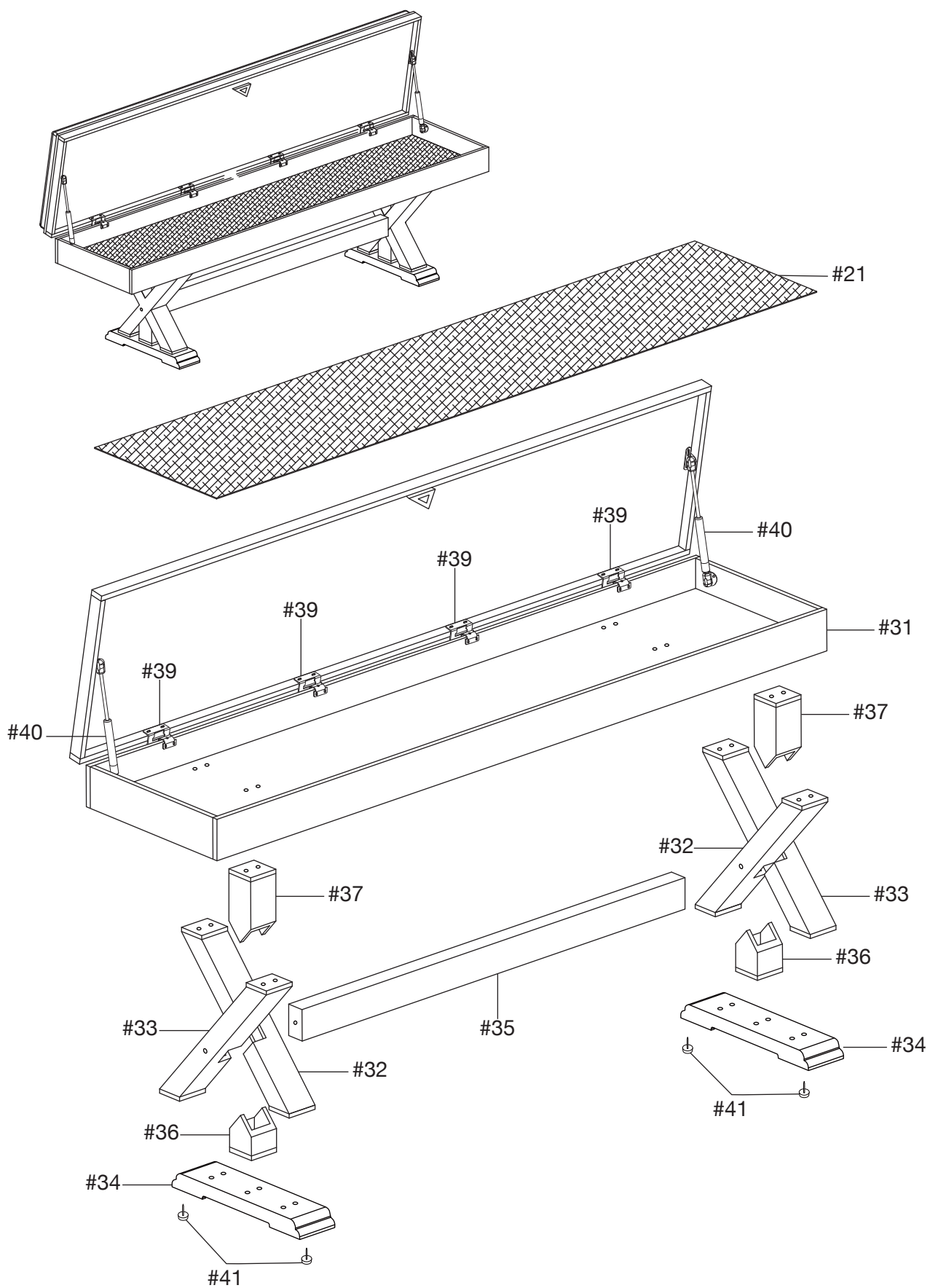
| | | | | | |
|--|--|--|---|---|---|
| 21  Carpet XRB12043 (1) | 31  Bench Seat Top Pre-Installed XRB12430 (1) | 32  Left Leg XRB12431 (2) | 33  Right Leg XRB12432 (2) | 34  Leg Base XRB12433 (2) | 35  Cross Beam XRB12434 (1) |
| 36  Lower Leg Support XRB12435 (2) | 37  Upper Leg Support XRB12436 (2) | 39  Hinge Pre-Installed XRB12053 (4) | 40  Hydraulic Spring Pre-Installed XRB12054 (2) | 41  Leg Glide Pre-Installed XRB12051 (4) | |

HARDWARE PACK RB3010B1 - H XRB12063

| | | | | |
|---|--|--|--|---|
| 27  1/4" Washer (24) | 28  5/16" x 4" Bolt (2) | 29  1/4" x 1 1/4" Bolt (24) | 30  Allen Wrench (1) | 45  5/16" Washer (2) |
|---|--|--|--|---|

ROCKFORD 7' POOL TABLE BENCH

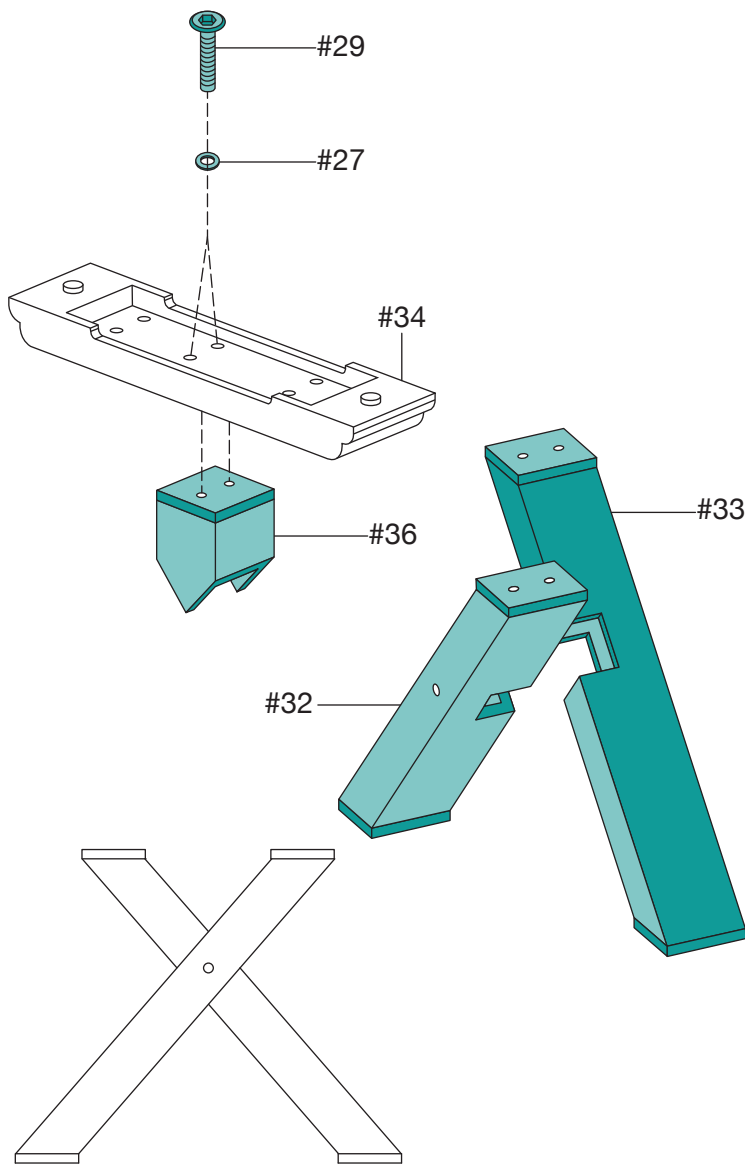
PARTS REFERENCE DIAGRAM



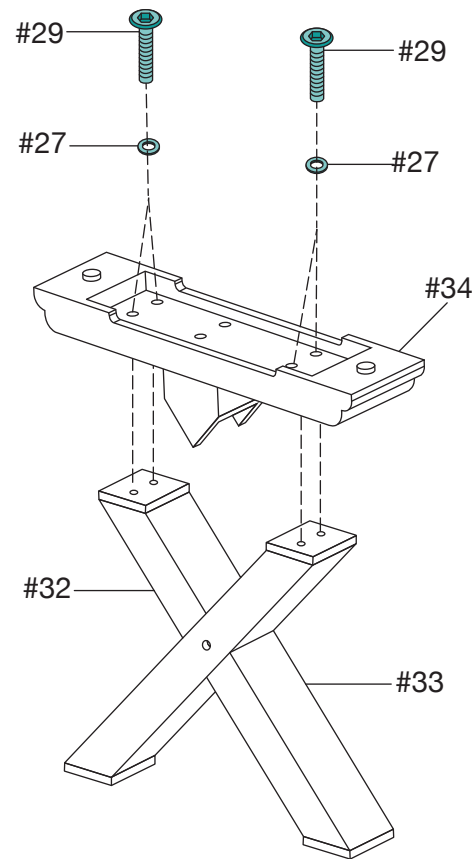
ROCKFORD 7' POOL TABLE BENCH ASSEMBLY INSTRUCTIONS

STEP 1

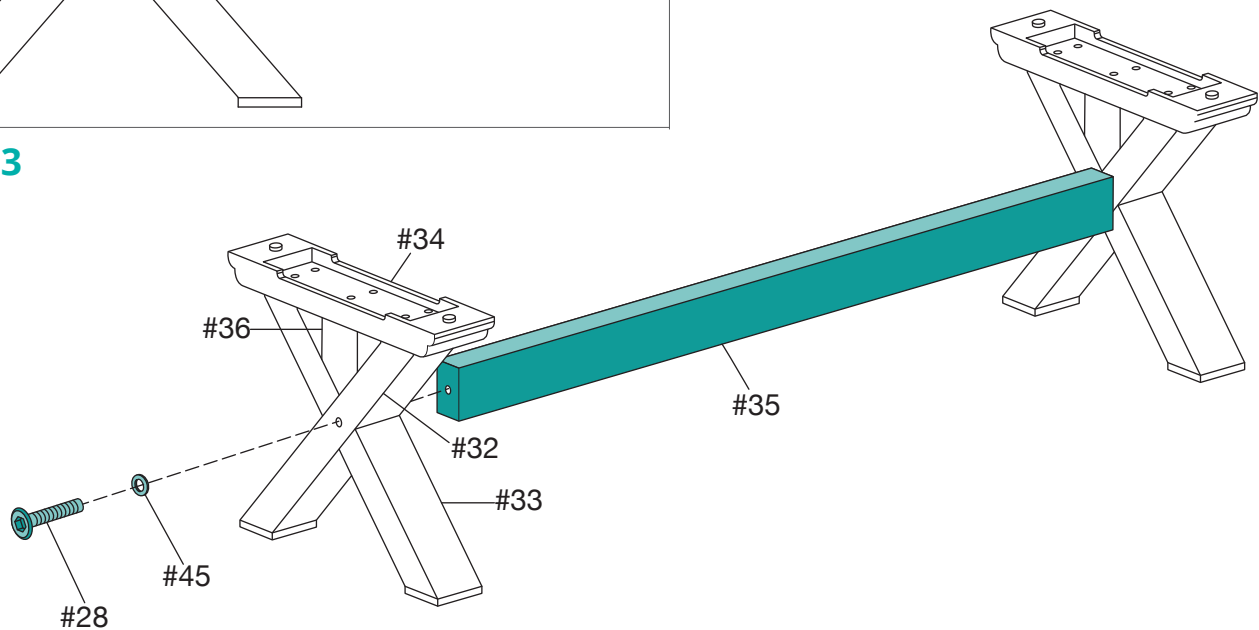
Repeat this process for both bench leg assemblies.



STEP 2

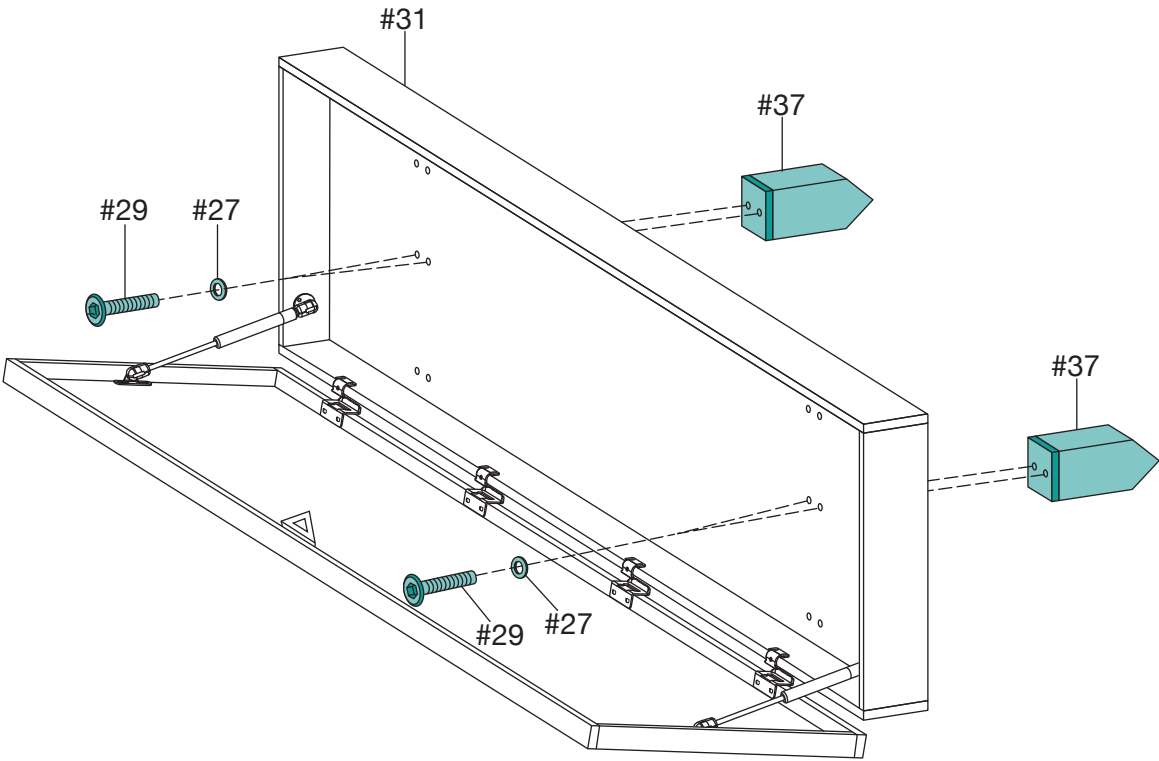


STEP 3

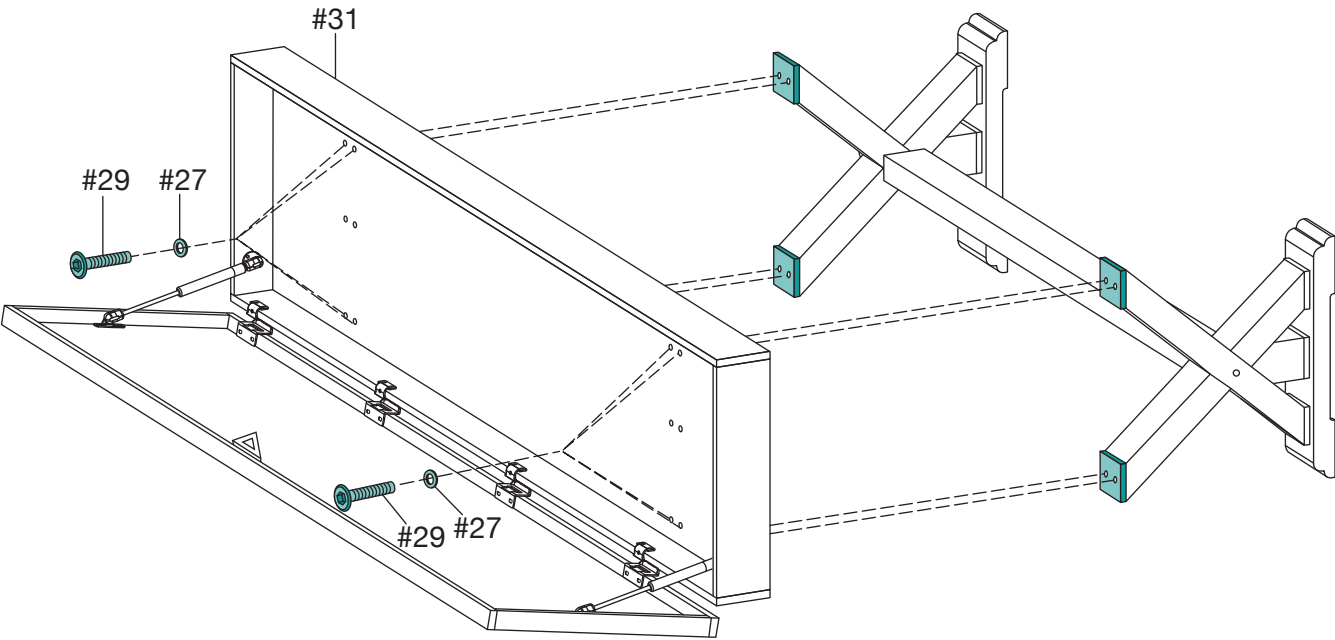


ROCKFORD 7' POOL TABLE BENCH ASSEMBLY INSTRUCTIONS

STEP 4



STEP 5



1-YEAR LIMITED WARRANTY

This product is warranted to the original purchaser to be free from defects in material or workmanship for a period of 1-Year from the date of the original retail purchase.

This warranty does not cover defects or damage due to improper installation, alteration, accident, or any other event beyond the control of the manufacturer. Defect or damage resulting from misuse, abuse, or negligence will void this warranty. This warranty does not cover scratching or damage that may result from normal usage.

This product is not intended for institutional or commercial use: the manufacturer does not assume any liability for such use. Institutional or commercial use will void this warranty.

This warranty is nontransferable and is expressly limited to the repair or replacement of the defective product. During the warranty period, the manufacturer shall repair or replace defective parts at no cost to the purchaser. Labor charges and related expenses for removal, installation or replacement of the product, or components are not covered under this warranty.

The manufacturer reserves the right to make substitutions to warranty claims if parts are unavailable or obsolete.

The manufacturer shall not be liable for loss of use of the product, or other consequential or incidental costs, expenses or damage incurred by the consumer of any other use.

All warranty claims must be made to Freetime Fun. A purchase receipt with purchase date will be required to process all warranty claims. The model number and part numbers found within the assembly instructions will be required when submitting any parts requests or warranty claims.

**BE SURE TO CHECK OUR WEBSITE AT FREETIMEFUN.COM
FOR GREAT NEW GAMES, SAUNAS, PATIO, AND POOL SUPPLIES FOR YOUR HOME AND FAMILY!
WWW.FREETIMEFUN.COM**



1830 E. FABYAN PKWY, BATAVIA, IL 60510
PHONE: 1-888-620-6088
EMAIL: CUSTOMERSERVICE@FREETIMEFUN.COM

TO ORDER REPLACEMENT PARTS
VISIT OUR WEBSITE
WWW.FREETIMEFUN.COM